

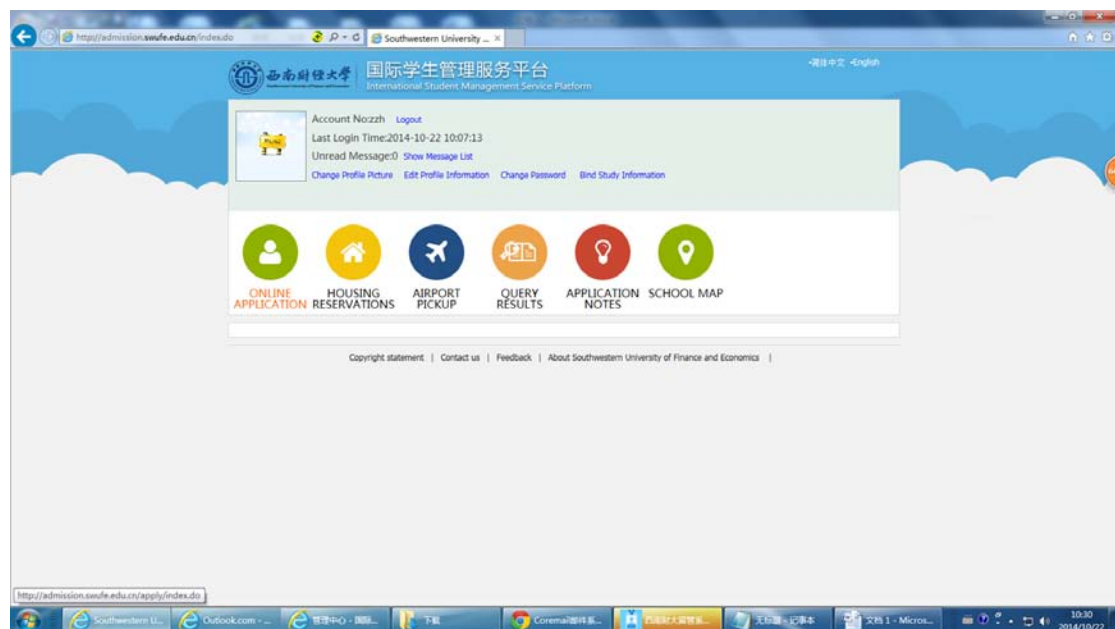
Go to <http://admission.swufe.edu.cn> (or <http://swufe.17gz.org>)



Click Register to create an account

Then you will receive an email with a link. Click the link to activate your account

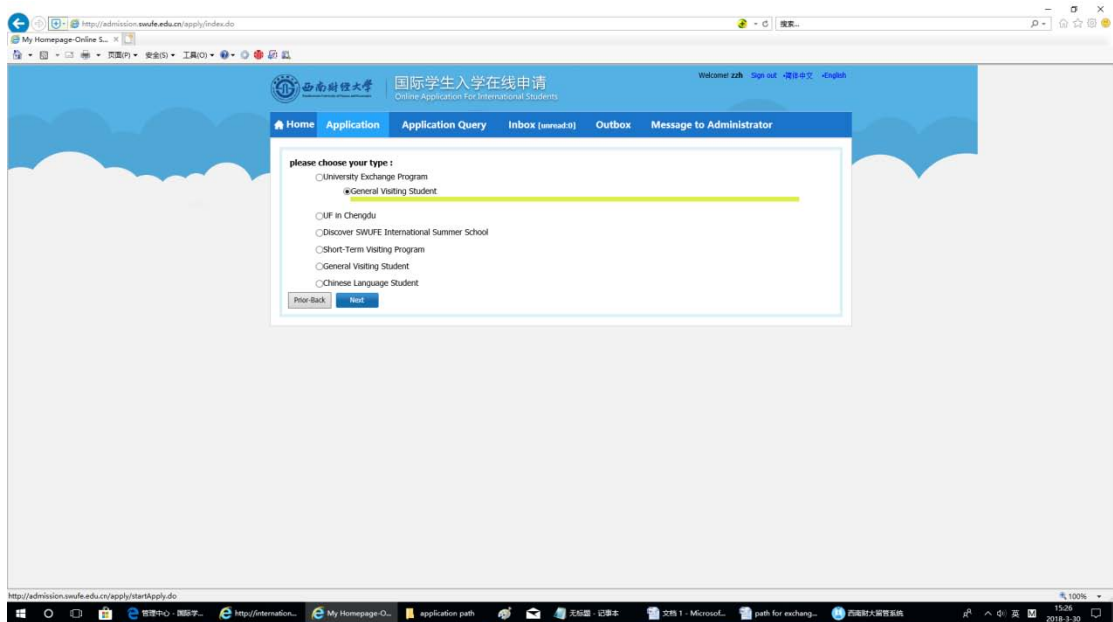
Then Sign In



Click online application



Choose Non-degree programs



Choose University Exchange Program, and then choose General Visiting student

International Student Online Application

Application Query

Query Option

Department: Please choose
Research Field:
Major: Please choose
Teaching Language: English

Study Plan List (Total: 12)

Study Plan Name	Department	Major	Teaching Language	Apply deadline	Notes	Operation
General visiting student	College of International Education	Chinese language	Chinese	2018-05-31 23:59:59		Apply
General visiting student	College of International Education	Economics	English	2018-05-31 23:59:59		Apply
General visiting student	School of Economic Information Engineering	E-commerce	English	2018-05-31 23:59:59		Apply
General visiting student	School of Business Administration	Marketing	English	2018-05-31 23:59:59		Apply
General visiting student	School of International Business	International Business	English	2018-05-31 23:59:59		Apply
General visiting student	School of Accounting	Accounting	English	2018-05-31 23:59:59		Apply
General visiting student	Research Institute of Economics and Management	Economics	English	2018-05-31 23:59:59		Apply
General visiting student	School of Foreign Languages for Business	Business English	English	2018-05-31 23:59:59		Apply
General visiting student	School of Public Administration	Administrative Management	English	2018-05-31 23:59:59		Apply
General visiting student	School of Finance	Finance	English	2018-05-31 23:59:59		Apply
General visiting student	School of Statistics	Statistics	English	2018-05-31 23:59:59		Apply
General visiting student	School of Economics	Economics	English	2018-05-31 23:59:59		Apply

Choose School/College, and then click Apply

International Student Online Application

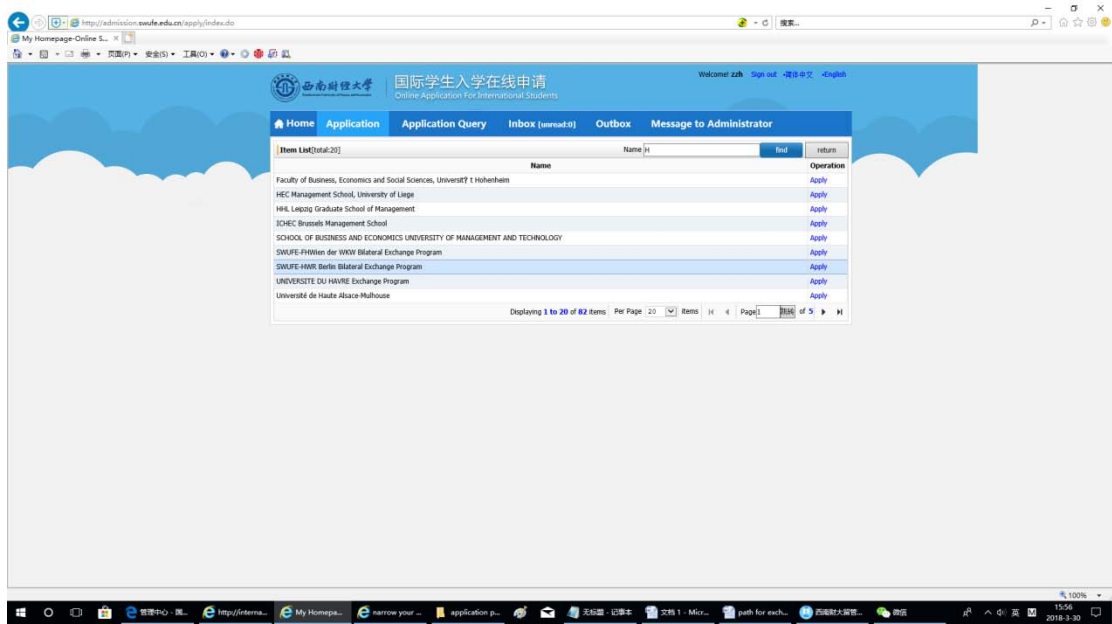
Application Query

Item List (Total: 20)

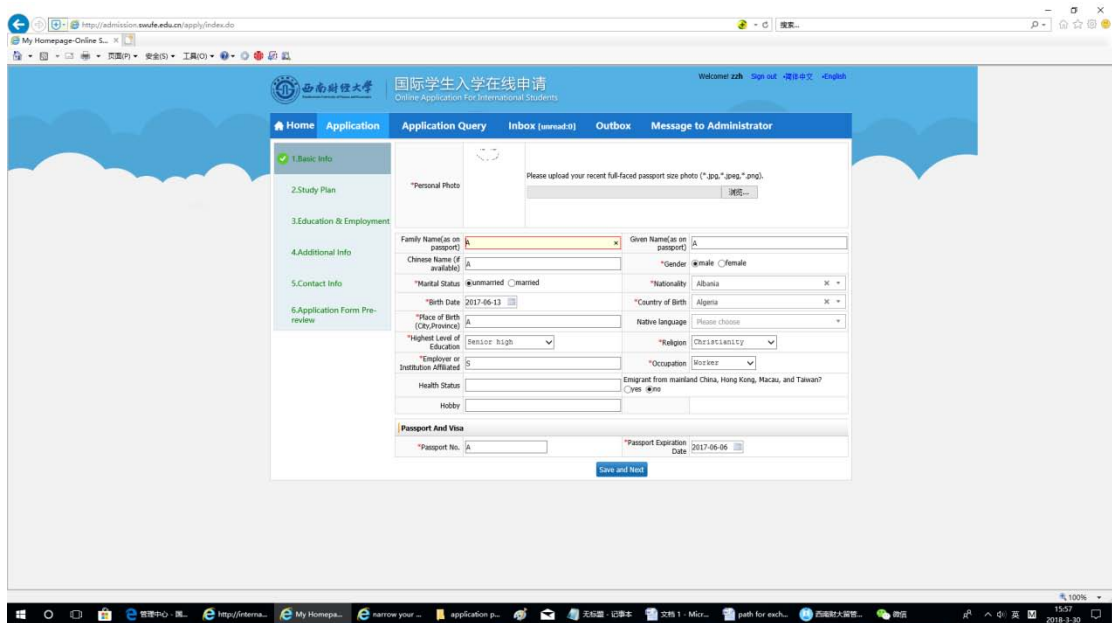
Name: Find Return

Name	Operation
Armavir State Pedagogical Academy	Apply
Business School of UNIVERSIDAD DEL NORTE	Apply
CU Exchange Program	Apply
Catholic University of Life	Apply
Dukuang Women's University	Apply
ESCA Ecole de Management	Apply
ESG Business & Marketing School Exchange Program	Apply
Ecole de Management de Normandie	Apply
Faculty of Business, Economics and Social Sciences, University of Hohenheim	Apply
Faculty of Economics and Social Sciences, Eberhard Karls Universität Tübingen	Apply
Faculty of Economics, University of Ljubljana	Apply
HEC Management School, University of Liege	Apply
HHL Leipzig Graduate School of Management	Apply
IOHEC Brussels Management School	Apply
ION Business School exchange	Apply
ISEG - Lisbon School of Economics and Management, University of Lisbon	Apply
Isom university of Economics	Apply
Kaustubh University	Apply
Le Grand ESC Trossy	Apply
Lingnan University	Apply

Choose your home university. You may input a key word (case sensitive) to narrow your search. For example, if you are from HWR Berlin, please input H and click find.



Find your university and click Apply



Go through all 6 steps

Click **Submit Button**

The screenshot shows a web application interface for international students. The top navigation bar includes 'Home', 'Application', 'Application Query', 'Inbox (unread:0)', 'Outbox', and 'Message to Administrator'. The main content area displays the application status as 'filled in' with a 'Submit' button highlighted in blue. The application number is 'Financial Resources for Study: Exchange Student On The Universities Level Campus:'. Below this, there is a form with various fields for personal information, including Family Name, Chinese Name, Marital Status, Birth Date, Place of Birth, Highest Level of Education, Employer or Institution Affiliated, Health Status, Given Name, Gender, Nationality, Country of Birth, native language, Religion, Occupation, and Hobby. There is also a section for 'Passport And Visa' with fields for Passport No. and Passport Expiration Date. An 'Educational Background' table is also present, showing the year attended and school name. At the bottom, there is an 'Upload Documents' section with a table for Documents List and Document Type.

Then click **Pay Application Fee** button to finalize your application

The screenshot shows the same web application interface, but the application status is now 'Application received, Please pay!' and the 'Pay Application Fee' button is highlighted in blue. The application number is '201510' and the application title is 'Financial Resources for Study: Self-Funded'. The personal information fields are the same as in the previous screenshot, but the Marital Status is now 'unmarried' and the Occupation is 'Student'. The 'Passport And Visa' section is still present. The 'Educational Background' table is also present. The 'Upload Documents' section is still present.