

PROCEDURE TO APPLY FOR STUDENT VISA

SECTION A: Through the Education Malaysia Global Services (EMGS) online system - for applicants applying from OUTSIDE of Malaysia

Section 10 of the Immigration Regulations 1963 requires all international students who wish to study at any higher education institutions in Malaysia to obtain Student Visa approval before entering Malaysia. The Education Malaysia Global Service (EMGS) is a company wholly owned by the Ministry of Higher Education, has been set up to act as One-Stop-Centre for International Student Services to facilitate the application for Student Visa.

Effective from 1st October 2016 a new online Student Visa application system was launched to provide convenient, fast and professional services to international students. In line with the new development, the University of Malaya administration has agreed that all new candidates who have received an offer of admission must apply for Student Visa directly through the EMGS Student Visa application system.

Please note that the online **EMGS Student Visa Application** system is only applicable for candidates who are residing **outside Malaysia** at the time of their application.

For candidates who are residing **in Malaysia** and are currently enrolled at other Malaysian higher institutions and are holding valid visa and passes please see **SECTION B: Through Unit Visa, ISC – For Applicants Applying from Malaysia** for further instructions.

Kindly take note that candidates who are in Malaysia with **Social Visit Pass (SVP or Tourist Visa)** are **NOT ALLOWED** to apply for Student Visa neither via **EMGS Student Visa Application** nor convert the existing SVP to Student Pass. Failure to adhere to the above procedures may result in **candidates be requested to leave the country**.

HOW TO APPLY STUDENT VISA USING EMGS Student Visa Application SYSTEM

1. Go to <http://educationmalaysia.gov.my/index.php/student-pass-application.html> to get access to the EMGS Student Visa Application;
2. Create an account using the system;
3. Read the instructions carefully and follow all instructions given;
4. Upload all the required documents (Offer of Admission, passport pages) into the system;
5. Payment of the processing fees has to be made direct to EMGS (amount varies according the candidates' nationality and duration of Student Visa)

*Note: All supporting documents **must in PDF format and the file size must not exceed 500KB**. Please ensure that all pages of the offer letter are scanned and uploaded as **ONE PDF file**.*

6. Please kindly give **EXTRA ATTENTION** to the following items when completing application in the EMGS Student Visa Application system

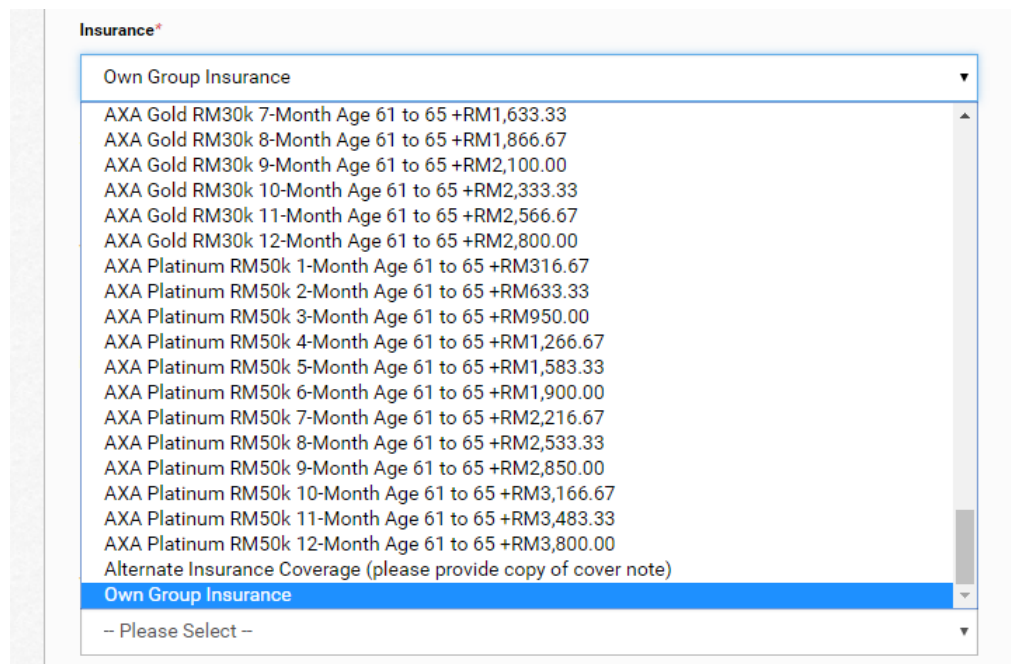
- (1) **Letter of Eligibility**

You are required to upload a 'Letter of Eligibility' in PDF format if you are from **IRAN** or **SUDAN** (note: this is not required and will be hidden if you are a citizen of a country other than Iran or Sudan).

Guidelines for obtaining LOE is available on EMGS's website - [https://educationmalaysia.gov.my/media/docs/Letter_of_Eligibility_\(LOE\)_for_Iranian_Students.pdf](https://educationmalaysia.gov.my/media/docs/Letter_of_Eligibility_(LOE)_for_Iranian_Students.pdf)

(2) **Insurance:**

All international students must be covered by Malaysian Health Insurance throughout the duration of their study. You **MUST** choose **Own Group Insurance** as depicted in the table below.



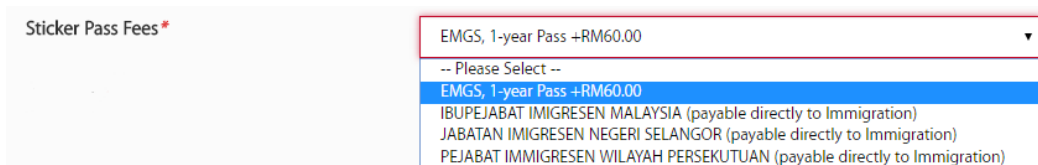
Insurance*

Own Group Insurance
AXA Gold RM30k 7-Month Age 61 to 65 +RM1,633.33
AXA Gold RM30k 8-Month Age 61 to 65 +RM1,866.67
AXA Gold RM30k 9-Month Age 61 to 65 +RM2,100.00
AXA Gold RM30k 10-Month Age 61 to 65 +RM2,333.33
AXA Gold RM30k 11-Month Age 61 to 65 +RM2,566.67
AXA Gold RM30k 12-Month Age 61 to 65 +RM2,800.00
AXA Platinum RM50k 1-Month Age 61 to 65 +RM316.67
AXA Platinum RM50k 2-Month Age 61 to 65 +RM633.33
AXA Platinum RM50k 3-Month Age 61 to 65 +RM950.00
AXA Platinum RM50k 4-Month Age 61 to 65 +RM1,266.67
AXA Platinum RM50k 5-Month Age 61 to 65 +RM1,583.33
AXA Platinum RM50k 6-Month Age 61 to 65 +RM1,900.00
AXA Platinum RM50k 7-Month Age 61 to 65 +RM2,216.67
AXA Platinum RM50k 8-Month Age 61 to 65 +RM2,533.33
AXA Platinum RM50k 9-Month Age 61 to 65 +RM2,850.00
AXA Platinum RM50k 10-Month Age 61 to 65 +RM3,166.67
AXA Platinum RM50k 11-Month Age 61 to 65 +RM3,483.33
AXA Platinum RM50k 12-Month Age 61 to 65 +RM3,800.00
Alternate Insurance Coverage (please provide copy of cover note)
Own Group Insurance
-- Please Select --

is paid on a yearly basis. Please consult with the officer in-charge at the Visa Unit@ISC if you are unsure what option to select.

(3) **Sticker Pass Fees**

You will be charged an immigration fee of RM 60 for each year of your Student Pass. Please choose to pay through EMGS.



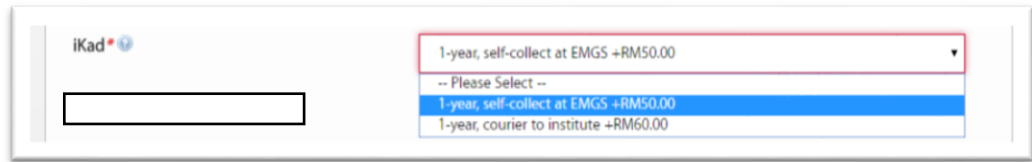
Sticker Pass Fees*

EMGS, 1-year Pass +RM60.00
-- Please Select --
EMGS, 1-year Pass +RM60.00
IBUPEJABAT IMIGRESEN MALAYSIA (payable directly to Immigration)
JABATAN IMIGRESEN NEGERI SELANGOR (payable directly to Immigration)
PEJABAT IMMIGRESEN WILAYAH PERSEKUTUAN (payable directly to Immigration)

(4) **iKad:**

The iKad is an identification card for international students and can be used as such in Peninsular Malaysia. Please note however, that the iKad is **not a replacement** of student's passport. Please visit the EMGS's website to learn more.

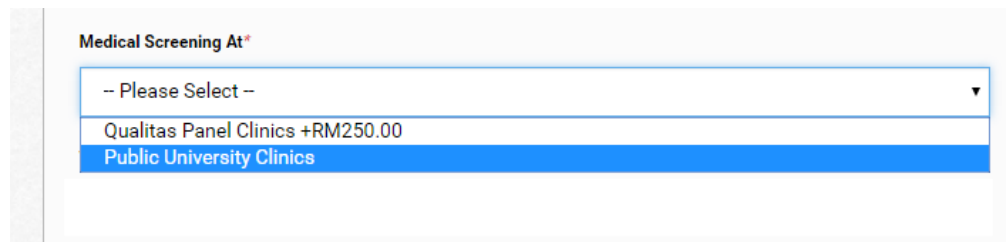
The representative of ISC Visa Unit will collect the iKad from EMGS for you. For this please choose the following option. You may check the progress of producing your iKad through EMGS's website or apps.



The screenshot shows a form titled "iKad" with a dropdown menu. The dropdown menu is open, showing four options: "1-year, self-collect at EMGS +RM50.00", "-- Please Select --", "1-year, self-collect at EMGS +RM50.00", and "1-year, courier to institute +RM60.00". The second option is highlighted in blue.

(5) **Medical Screening**

All international candidates are required to perform Pre-Arrival Medical Check-up in their home country of which the report must be uploaded onto the EMGS Student Visa application system. **The students are also required to perform another medical examination upon arrival in Malaysia.** Your medical examination will be done at UM's panel clinic, thus please choose the following option.



The screenshot shows a form titled "Medical Screening At*" with a dropdown menu. The dropdown menu is open, showing three options: "-- Please Select --", "Qualitas Panel Clinics +RM250.00", and "Public University Clinics". The "Public University Clinics" option is highlighted in blue.

(6) **Electronic Visa Approval Letter (eVAL)**

The issuance for all approved VAL applications will be issued in a form of an eVAL. An eVAL notification will be sent to the student and should be downloaded and print the eVAL for the reference.

This eVAL can be downloaded as a PDF from STARS (My Account>My Applications> (Open the application by clicking on the application number)>Print eVAL) as well as from the application tracker on Education Malaysia public website (www.educationmalaysia.gov.my)

To Enter Malaysia	
Countries Required Single Entry Visa (SEV)	Not Required Single Entry Visa (SEV)
<p>Student submit eVAL to any Malaysian Embassy/Mission as part of their SEV application in your country</p> <p>Check list of countries, please click: http://www.imi.gov.my/images/pdf/KOMANWEL.pdf</p> <p>OR</p> <p>http://www.imi.gov.my/images/pdf/PERLU%20VISA-new.pdf</p> <p><i>Failure to produce the VAL may result in students not being allowed to enter Malaysia.</i></p>	<p>Student travel to Malaysia and upon arrival, the student will present the printed copy of the eVAL to Immigration officer at the entry point to verify the validity of the eVAL and issue a Special Pass for the student's entry to Malaysia.</p> <p>Check list of countries, please click: http://www.imi.gov.my/images/pdf/NEGARA%20TIADA%20MALAWAKIL-OK-new.pdf</p> <p>OR</p> <p>http://www.imi.gov.my/images/pdf/PERLU%20VISA-new.pdf</p> <p><i>Failure to produce the VAL may result in students not being allowed to enter Malaysia.</i></p>

To avoid any issues for your visa, after getting your Single Entry Visa (SEV) to any Malaysian Embassy/ High Commission / Consulate in your country, you are required to travel to Malaysia **ONE WEEK prior to your registration. We will not hold any responsibility towards candidate who fails to obey the rule.**

- (7) Upload the Pre-arrival Medical Report (only from non-registered overseas clinics) (EMGS Medical Report form can be used for this purpose) Please ensure that the pages of the Medical Examiners Report, the Lab Report, and the Chest X-ray Report are scanned and uploaded as **ONE PDF file**.

Pre-Arrival Medical Report (only from non-registered overseas panel clinics)

No file chosen

Allowed file extensions to upload: pdf

Note: The Medical Examiners Report, the Lab Report, and the Chest X-ray Report must be in ENGLISH

7. Click "**Apply Now**" to proceed.

8. Select the Payment method you will use in the Payment information step and click "Continue". **Payment must be made to EMGS in order to avoid any delay.** Payment to EMGS can be made only using a Visa or MasterCard. Please note that if you select this payment method, there will be a 3% Surcharge added to the total amount requested for your application.

Please take note that the information provided in this document and EMGS website is intended as a guide only. For more accurate and up-to-date information on the visa requirements, please contact the Malaysian Embassy/High Commission/Consulate General in your country and refer to <http://www.kln.gov.my/web/guest/mission> for further information. If your country does not have a Malaysian Embassy/High Commission/Consulate General please contact the nearest Malaysian Mission for further advice.

Note: Subject to change