

PASSPORT PHOTO GUIDE

International Students and Expatriates were needed to comply with the requirement set by the Malaysia Immigration Department. To note it may delayed the process if do not submit the photo that meets the requirements.

The following clarifications are included due to recent updates from the Department of Immigration regarding the acceptability of submitted photographs.

WHEN TAKING PHOTO SHOOT

DO'S

- ❖ Wear something modest with conservative top
- ❖ Subject facing straight forward
- ❖ Tidy the hair or with trim moustache and beard
- ❖ Taken with nothing covering the face
- ❖ Taken of the full head, without any covering unless worn for religious or medical reasons

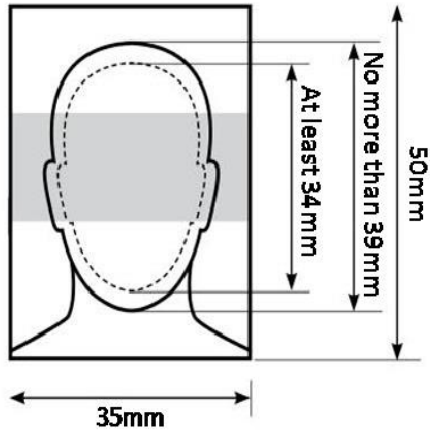
DONT'S

- ❖ Wear something with open shoulders
- ❖ Wear a spectacle, sunglasses
- ❖ Hair across the hair
- ❖ Smiling, grinning, frowning or raised eyebrows
- ❖ Heavy make-up
- ❖ Wear t-shirts

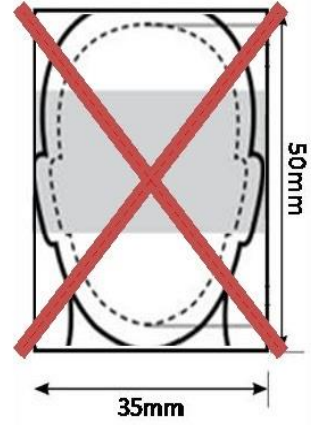
WHAT THE PHOTO SHOULD BE LIKED

- Sharp focus and clear
- Free from 'redeye'
- Free from shadows
- Digital enhancements or changes are not acceptable
- Your photos must be professionally printed and 50 millimeters (mm) high x 35 mm wide.
- Please do not use photos that have been cut down from larger pictures
- The image of from the crown of the head to the chin - must be between 34mm and 39mm high.
- No white border surrounding the photo as this may affect the dimensions of the image
- Printed professionally or taken in a passport photo booth. Photos printed at home are unlikely to be of an acceptable standard
- Have the person's full name on the back of each photograph (when submitted manually)


In the examples below, the one on the left shows the correct proportions. The image on the right shows incorrect proportions.




CORRECT



INCORRECT



CORRECT



INCORRECT